



# SideKick™

## Indirect Water Heater

**Single & Dual Coil Models** - Dual coils operating in parallel can boost 1st hour delivery up to 146% - used individually, dual coils enable use of two separate heat sources simultaneously.

**Robust construction** - Inner tank is precision built from high quality steel and repetitive pressure testing assures the highest quality.


**Durable exterior** - All steel construction with an environmentally-friendly powder coat finish providing a tough and attractive exterior.

**C<sub>g</sub>lass®** - cobalt-enriched porcelain enamel glass lined tank and coil are highly resistant to aggressive water. Not susceptible to damage due to the presence of chloride in the water.

**Automatic controls** - immersion aquastat used in all models.

**Factory installed brass drain valve** - accessible, tamper-proof.

**Sediment reduction inlet** - on 80SK and 119SK models "swirls" incoming water to reduce sediment buildup.



**Factory installed T&P relief valve** - CSA listed and ASME rated.

**1-1/2" coil diameter** - large diameter, open-throat coil provides higher recovery and less pressure drop. Smooth glass surface on coil resists lime build up.

**2" Non-CFC zero ozone depleting foam insulation** - reduces standby heat loss and meets or exceeds federal and state environmental requirements.

**Two magnesium anode rods** - inhibit corrosion and maximize tank life. Electrolysis attacks the anode rods, not the tank.

**Factory installed dielectric nipples on boiler connections** - provides greater insulating protection.

**Limited lifetime warranty on single coil residential installations\***

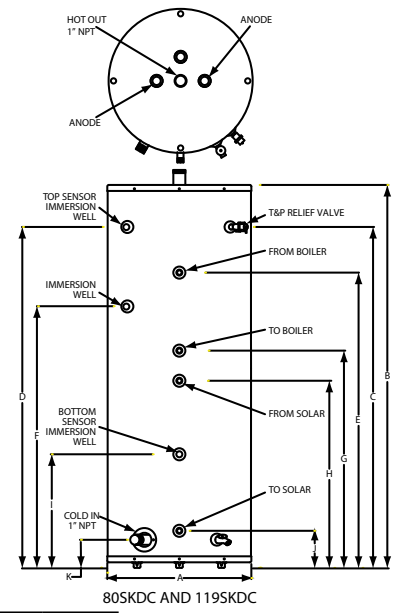
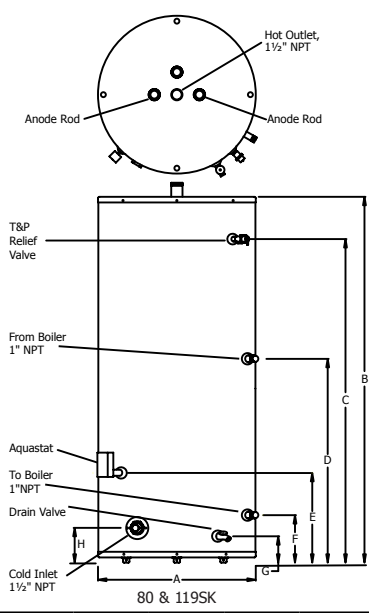
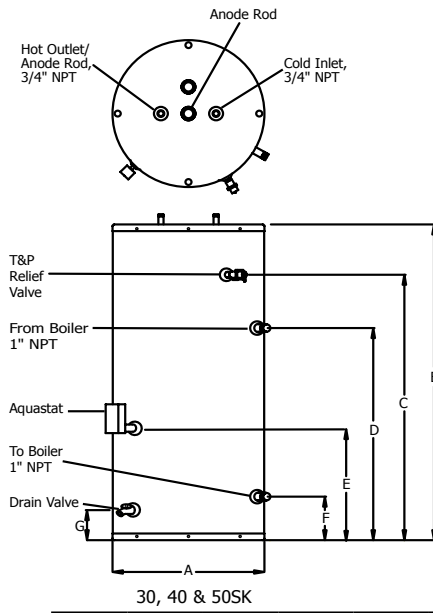
**6-year warranty on dual coil residential installations\***

**3-Year limited warranty on commercial installations\***


*\*Consult Installation and Operation Manual for Warranty Terms and Conditions*



# SideKick™



Model	Dimensions											Shipping Weight (lbs)
	A	B	C	D	E	F	G	H	I	J	K	
30SK	22"	35 1/4"	27 3/4"	19 1/2"	11 3/4"	6 1/2"	4 1/2"	N/A	N/A	N/A	N/A	180
40SK	22"	42 1/4"	34 3/4"	31 1/2"	16 3/4"	6 1/2"	4 1/2"	N/A	N/A	N/A	N/A	226
50SK	22"	48 1/4"	39 3/4"	31 1/2"	16 3/4"	6 1/2"	4 1/2"	N/A	N/A	N/A	N/A	231
80SK	24"	64"	57 1/8"	33"	19 1/4"	8"	5"	5"	N/A	N/A	N/A	297
119SK	28"	65"	57 3/4"	33 3/4"	16 1/4"	8 3/4"	5"	6 1/2"	N/A	N/A	N/A	397
80SKDC	24"	64"	57 1/8"	57 1/8"	49 1/2"	46 7/8"	36 1/2"	31 1/2"	19 1/4"	6 1/2"	5"	327
119SKDC	28"	65"	57 3/4"	57 3/4"	51 3/4"	49 1/8"	38 3/4"	33 3/4"	16 1/4"	8 3/4"	6 1/2"	427



Model	Actual Tank Volume (gal)	First Draw (gal)	Heat Source Friction Loss* (ft. w.c.)	FIRST HOUR RATING (gal) @ Coil Output (Btu/hr)					
				180° F 8 GPM**	180° F 10 GPM**	180° F 14 GPM**	200° F 8 GPM**	200° F 10 GPM**	200° F 14 GPM**
30SK	30	27	2.3	115 @ 56,000	117 @ 57,000	119 @ 59,000	138 @ 71,000	144 @ 75,000	154 @ 81,000
40SK	38	33	3.4	173 @ 89,000	183 @ 96,000	198 @ 105,000	214 @ 115,000	226 @ 123,000	243 @ 134,000
50SK	45	40	3.4	180 @ 89,000	190 @ 96,000	205 @ 105,000	221 @ 115,000	233 @ 123,000	250 @ 134,000
80SK	75	70	3.5	233 @ 104,000	245 @ 111,000	259 @ 120,000	277 @ 132,000	292 @ 141,000	314 @ 155,000
119SK	110	102	3.5	265 @ 104,000	277 @ 111,000	291 @ 120,000	309 @ 132,000	324 @ 141,000	346 @ 155,000
80SKDC#	73	68	3.5/2.8	320 @ 149,500	333 @ 155,500	354 @ 163,000	405 @ 201,500	427 @ 211,500	454 @ 224,000
119SKDC#	108	100	3.5/2.8	352 @ 149,500	365 @ 155,500	386 @ 163,000	437 @ 201,500	459 @ 211,500	486 @ 224,000

All data obtained through testing in accordance with GAMA INDIRECT-FIRED WATER HEATER TESTING STANDARD IWH-TS-1\_MARCH 2003

\* At 14 GPM  
 \*\* Coil Input (temperature, flow rate). Ratings based on 77°F rise with 58°F inlet potable water.  
 #Coils operating in parallel (same temperature and flow rates)  
 Note: First Hour Rating = First Draw + Continuous Draw

**Warning:** Installation should be in accordance with all national and/or local codes. In the absence of local codes, refer to NFPA 54 or ANSI Z21.10.1.

**Caution:** The recommended maximum hot water temperature setting for normal residential use is 120°F. Manufacturer recommends a tempering valve or anti-scald valve be installed and used according to the manufacturer's directions to prevent scalding.

Pressures (all): Working pressure, 150 psi; testing pressure, 300 psi  
 Standard Voltage (all): 120V, 60 Hz, 1P



**www.bockwaterheaters.com**  
**110 South Dickinson Street, Madison, Wisconsin 53703**  
**Toll Free 800.794.2491 • Phone 608.257.2225 • Fax 608.257.5304**

